

(1) (a) Statement showing Shareholding Pattern

Name of the Company: Pix Transmissions Limited		BSE- 500333 ; NSE- ; Equity	
Scrip Code, Name of the scrip, class of security:		30.09.2015	
Quarter ended: 30.09.2015			
Partly paid-up shares:-		No. of partly paid-up shares	As a % of total no. of partly paid-up shares
Held by Promoter / Promoter Group		0	0.00
Held by public		0	0.00
Total		0	0.00
Outstanding convertible securities:-		No. of outstanding securities	As a % of total No. of outstanding convertible securities
Held by Promoter / Promoter Group		0	0.00
Held by public		0	0.00
Total		0	0.00
Warrants:-		No. of warrants	As a % of total no. of warrants
Held by Promoter / Promoter Group		0	0.00
Held by public		0	0.00
Total		0	0.00
Total paid-up capital of the company assuming full conversion of warrants and convertible securities			As a % of total no. of shares of the company, assuming full conversion of warrants
			0.00

13625200

FOR PIX TRANSMISSIONS LTD.

SHYBU VARGHESE
COMPANY SECRETARY

Category Code	Category of shareholder	Number of shareholders	Total number of shares	Number of shares held in dematerialised form	Total shareholding as a percentage of total number of shares			Shares pledged or otherwise encumbered	
					As a percentage of (A+B) (VI)	As a percentage of (A+B+C) (VII)	Number of shares (VIII)	As a percentage (IX) = (VIII)/(IV)*100	
(I)	(II)	(III)	(IV)	(V)	(VI)	(VII)	(VIII)	(IX)	
(A)	Promoter and Promoter Group								
1	Indian								
(a)	Individuals/Hindu Undivided Family	10	8293990	8293990	60.87	60.87	0	0.00	
(b)	Central Government/State Government(s)	0	0	0	0.00	0.00	0	0.00	
(c)	Bodies Corporate	0	0	0	0.00	0.00	0	0.00	
(d)	Financial Institutions / Banks	0	0	0	0.00	0.00	0	0.00	
(e)	Any Other (specify)	0	0	0	0.00	0.00	0	0.00	
	Sub Total (A)(1)	10	8293990	8293990	60.87	60.87	0	0.00	
2	Foreign								
(a)	Individuals (Non-Resident Individuals/Foreign Individuals)	0	0	0	0.00	0.00	0.00	0.00	
(b)	Bodies Corporate	0	0	0	0.00	0.00	0.00	0.00	
(c)	Institutions	0	0	0	0.00	0.00	0.00	0.00	
(d)	Qualified Foreign Investors	0	0	0	0.00	0.00	0.00	0.00	
(e)	Any Other (specify)	0	0	0	0.00	0.00	0.00	0.00	
	Sub Total (A)(2)	0	0	0	0.00	0.00	0.00	0.00	
	Total Shareholding of Promoter and Promoter Group (A)=(A)(1)+(A)(2)	10	8293990	8293990	60.87	60.87	0.00	0.00	
(B)	Public shareholding								
1	Institutions								
(a)	Mutual Funds/UTI	0	0	0	0.00	0.00	-	-	
(b)	Financial Institutions / Banks	3	2400	0	0.02	0.02	-	-	
(c)	Central Government/State Government(s)	0	0	0	0.00	0.00	-	-	
(d)	Venture Capital Funds	0	0	0	0.00	0.00	-	-	
(e)	Insurance Companies	0	0	0	0.00	0.00	-	-	
(f)	Foreign Institutional Investors	0	0	0	0.00	0.00	-	-	
(g)	Foreign Venture Capital Investors	0	0	0	0.00	0.00	-	-	
(h)	Qualified Foreign Investors	0	0	0	0.00	0.00	-	-	
(i)	Any Other (specify)	0	0	0	0.00	0.00	-	-	
	Sub Total (B) (1)	3	2400	0	0.02	0.02	-	-	

FOR THE TRANSMISSIONS LTD.


 ATYEBU VARGHESE
 COMPANY SECRETARY

2	Non-institutions												
(a)	Bodies Corporate	160	888514	871414	6.52	6.52	344280	38.75					
(b) (i)	Individuals - shareholders holding nominal share capital up to Rs 1 Lakh	16431	3099921	1981186	22.75	22.75	-	0.00					
(ii)	Individual shareholders holding nominal share capital in excess of Rs. 1 Lakh	27	882871	882871	6.48	6.48	-	0.00					

Category code	Category of shareholder	Number of shareholders	Total number of shares	Number of shares held in dematerialised form	Total shareholding as a percentage of total number of shares		Shares pledged or otherwise encumbered	
					As a percentage of (A+B) (VI)	As a percentage of (A+B+C) (VII)	Number of shares	As a percentage (IX) = (VIII)/(IV)*100
(I)	Qualified Foreign Investors	0	0	0	0.0000	0.0000	-	-
(d)	Any Other							
i	Non Resident Indians (Repat)	24	48142	48142	0.35	0.35	-	-
ii	Non Resident Indians (Non Repat)	13	10701	10701	0.08	0.08	-	-
iii	Market Maker	2	978	978	0.01	0.01	-	-
iv	Clearing Member	28	19070	19070	0.14	0.14	-	-
v	Directors / Relatives	2	181521	181446	1.33	1.33	-	-
vi	Hindu Undivided Family	200	194492	194492	1.43	1.43	-	-
vii	Overseas Bodies Corporates	1	2600	0	0.02	0.02	-	-
	Sub Total (B)(2)	16888	5328810	4190300	39.11	39.11	344280	6.46
	Total Public Shareholding Public Group	16891	5331210	4190300	39.13	39.13	344280	6.46
	(B)=(B)(1)+(B)(2)	16901	13625200	12484290	100	100	344280	2.53
(C)	Total (A)+(B)							
	Shares held by custodians and against which Depository Receipts have been issued							
i	Promoter and Promoter group	0	0	0	0.00	0.00	0.00	0.00
ii	Public	0	0	0	0.00	0.00	0.00	0.00
	Sub Total (C)	0	0	0	0	0	0	0
	GRAND TOTAL (A)+(B)+(C)	16901	13625200	12484290	100	100	344280	2.53

FOR PIX TRANSMISSIONS LTD.

SHYBU VARGHESE
COMPANY SECRETARY

(1)(b) Statement showing holding of securities (including shares, warrants, convertible securities) of persons belonging to the category "Promoter and Promoter Group"

Sr. No.	Name of the shareholder	Details of Shares held			Encumbered shares			Details of warrants		Details of convertible securities		Total shares (including underlying shares assuming full conversion of warrants and convertible securities) as a % of diluted share capital
		Number of shares held	As a % of grand total (A)+(B)+(C)	No.	As a percentage (VI)=(V)/(II)*100	As a % of grand total (A)+(B)+(C) of sub-clause (I)(a)	Number of warrants held	As a % total number of warrants of the same class	Number of convertible securities held	As a % total number of convertible securities of the same class		
(I)	(II)	(III)	(IV)	(V)	(VI)	(VII)	(VIII)	(IX)	(X)	(XI)	(XII)	(XIII)
1	SONEPAL SINGH SETHI AACPS1911J	1507208	11.06	0	0.00	0.00						
2	SINGH RISHIPAL SETHI ALGSP6579K	1161857	8.53	0	0.00	0.00						
3	AMARPAL SINGH SETHI - AACPS1910K	1023375	7.51	0	0.00	0.00						
4	KARANPAL SETHI AZAPS2423E	970805	7.13	0	0.00	0.00						
5	NIRMAL SETHI AAMP53994B	959212	7.04	0	0.00	0.00						
6	SUKHPAL SINGH SETHI AACPS1909C	854645	6.27	0	0.00	0.00						
7	INDERJEET SETHI AAMP53995A	843531	6.19	0	0.00	0.00						
8	DAVINDER SETHI AAMP53992H	656857	4.82	0	0.00	0.00						
9	KAMALPREET SETHI AAMP53993G	222700	1.63	0	0.00	0.00						
10	SABA SETHI AZAPS2424D	93800	0.69	0	0.00	0.00						
	TOTAL	8293990	60.87	0	0.00	0.00						

FOR PIX TRANSACTIONS LTD.


SHYAM VARGHESE
 COMPANY SECRETARY


(1)(c)(i) Statement showing holding of securities (including shares, warrants, convertible securities) of persons belonging to the category "Public" and holding more than 1% of the total number of shares

Sr. No.	Name of the shareholder	Number of shares held	Shares as a percentage of total number of shares i.e., Grand Total (A)+(B)+(C) indicated in Statement at para (1)(a) above]	Details of warrants		Details of convertible securities		Total shares (including underlying shares assuming full conversion of warrants and convertible securities) as a % of diluted share capital
				Number of warrants held	As a % of total number of warrants of the same class	Number of convertible securities held	% w.r.t total number of convertible securities of the same class	
1	ARCADIA SHARE & STOCK BROKERS PVT. LTD	344586	2.53					
2	NETWORTH STOCK BROKING LIMITED	236896	1.74					
3	SHASHANK S KHADE	162857	1.20					
4	SHIRLEY PAUL	158696	1.16					
	TOTAL	903035	6.63					

(1)(c)(ii) Statement showing holding of securities (including shares, warrants, convertible securities) of persons (together with PAC) belonging to the category "Public" and holding more than 5% of the total number of shares of the company

Sr. No.	Name(s) of the shareholder(s) and the Persons Acting in Concert (PAC) with them	Number of shares	Shares as a percentage of total number of shares i.e., Grand Total (A)+(B)+(C) indicated in Statement at para (1)(a) above]	Details of warrants		Details of convertible securities		Total shares (including underlying shares assuming full conversion of warrants and convertible securities) as a % of diluted share capital
				Number of warrants	As a % of total number of warrants of the same class	Number of convertible securities held	% w.r.t total number of convertible securities of the same class	
			0.00					
	TOTAL	0	0.00					

FOR PIX TRANSEMISSIONS LTD.



SHRI. B. VARGHESE
COMPANY SECRETARY

(1)(d)

Statement showing details of locked-in shares


	Sr. No.	Name of the shareholder	Number of Locked in Shares	Locked-in shares as a percentage of total number of shares {i.e., Grand Total (A)+(B)+(C) indicated in	Promoter/Promoter Group/Public
	TOTAL		0	0	

FOR PIX TRANSMISSIONS LTD.


SHYAMU VARGHESE
COMPANY SECRETARY

(II)(a) Statement showing details of Depository Receipts (DRs)				
Sr. No.	Type of outstanding DR (ADRs, GDRs, SDRs, etc.)	Number of outstanding DRs	Number of shares underlying outstanding DRs	Shares underlying outstanding DRs as a percentage of total number of shares {i.e., Grand Total (A)+(B)+(C) indicated in Statement at para (I)(a) above}
1	NIL	NIL	NIL	NIL
	TOTAL	NIL	NIL	NIL


FOR PIX TRANSMISSIONS LTD.


SHYBU VARGHESE
 COMPANY SECRETARY

**Statement showing holding of Depository Receipts (DRs), where underlying shares held by
"Promoter/Promoter Group" are in excess of 1% of the total number of shares
(III) (b)**

Sr. No.	Name of the DR Holder	Type of outstanding DR (ADRs, GDRs, SDRs, etc.)	Number of shares underlying outstanding DRs	Shares underlying outstanding DRs as a percentage of total number of shares {i.e., Grand Total (A)+(B)+(C) indicated in Statement at para (I)(a) above}
1	NIL	NIL	NIL	NIL
	TOTAL	NIL	NIL	NIL

OR PIX TRANSMISSIONS LTD.


 SIMBU VARGHESE
 COMPANY SECRETARY